


Go to fcusasoccer.msyalive.org

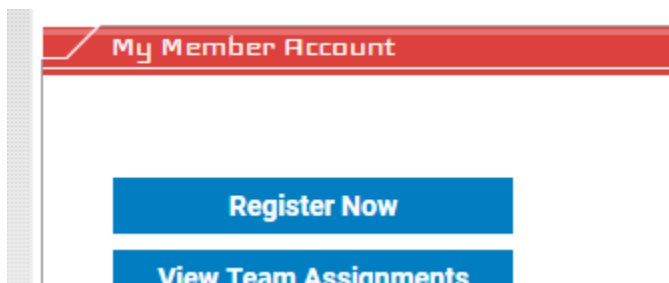
Click MEMBER LOGIN on top right corner of screen



Click on the Member Account you are logging into and enter Password used for original set up.



Click the blue REGISTER NOW box.

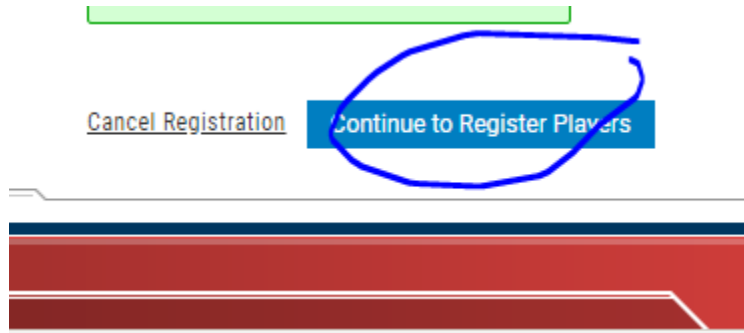


Click on the Green Check Mark for the Travel Soccer Players



If you have questions or problems, please read our [Troubleshooting Guide](#)

Review and fill in all of the Parent/Guardian Information. The system requires the Relationship to Player box entered each time you enter your profile. Click on Continue to Register Players.



On the next screen you will want to choose the team your player is registered for. Click on the circle on the left next to your team. If you have already registered your player, you will go to the next step of acknowledging Waivers.



After selecting your team, scroll down to bottom of the page and click Continue to Players Information.

Acknowledging Waivers

Review the FC USA Payment Policy. Click the box to acknowledge. Click to Continue to Register Player.


FC USA PAYMENT POLICY

Social Media Post & Texting

Parents and players should know that FC USA players outside of the club. Please have a policy. Cyber-bullying is a serious offense and c

I acknowledge reading the information provided and

[Back to Documents](#) [Continue to Register Players](#)



Choose Player to continue registration. Click Continue Registration.

[Choose Player](#) > [Choose Category](#) > [Player Information](#) > [Do](#)

Select another player you want to register for Travel Soccer Players.

Pending Registrations

SAMFAKE WALKFAKE for *2006 BOYS* [Edit](#) [Remove](#)

[Continue Registration](#)

Review your player Registration Payment Summary and Select a Payment Plan. Then click Continue to Payment Method. If you select NO for payment plan you will be charged the full balance.

Payment plan

A payment plan is available for this registration event. If you would like to sign up, click the [Yes](#) box and click continue.

The auto-payment plan will electronically deduct monthly payments from your Debit Card set by your organization.

- Yes, I want to sign up for the auto-payment plan
- No, I do not want to sign up for the auto-payment plan

[Back to Register Players](#)

[Continue to Payment Method](#)

Review your Payment Plan Details. Click the box to acknowledge and type in your name for electronic signature

I have completely read and agree to the above terms and policies. ([Print Terms and Policies](#))

Signature

[Back to Review](#)

[Continue to Billing Information](#)

Select Payment Method and enter Billing Information

You have chosen the payment plan option. Choose a payment method.

Payment Method

Debit/Credit Card ACH/eCheck

\$12.98 will be billed to your ACH/eCheck account when you click the Confirm Registration button. Check your member account for payment details.

Billing

Name

Click Confirm Registration

Bank Routing Number

[Payment Plan](#)

[Confirm Registration](#)



Wait for system to process. Review the Thank You screen. You can also Print Receipt for your records.

[Return to Member Account](#) | [Register Again](#)

Thank you for registering!

Thank you for registering! You are now officially FC USA family.

Farik

Registration Information

Registration Form Information

Your registration form(s) will be emailed to you. If you do not have email, please contact your administrator or return to your Member Account and click the **My Registrations** button and the **Print Form** button for the current season.

Receipt Information

Print a copy of your receipt for your records or return to your Member Account and click the **My Registrations** button and the **Print Statement** button for the current season.

[Print Receipt](#)